

**Career Guidance (CG) Committee:**

Chair/Submitted by:  
Colin Black CG Chairman  
Sarita McVicar Wright – CG Vice Chair

Date:  
18/11/10

**Specific Issues**

Comments:

1. CG webpage – Tim Ebare, BP to be CG focal point (To be finalized)
2. Objective – Embed SPE & Energy4me in Schools curriculum
  - Review Kits with Schools – Ongoing SMW / LC (St Machar & Satrosphere)
  - Satrosphere Teachers CPD & energy4me project - Ongoing SMW / LC
    - i. Progress made at senior education level - LC
3. Objective – Establish a Co-ordination team for Schools activity (Involve YP/AP members)
  - Volunteers struggling to get time off work and often need to take holidays
    - i. (Action –Increase list of willing volunteers and management support)
4. Objective – Create a Standard SPE CG presentation template & material – To be finalized
  - Template created with support from OPITO - Further developed by SMW/TE
  - Energy4me kit and videos available (New Video to be reviewed – To do)
5. COGeS (Careers in the Oil, Gas & energy Sector)
  - Next COGeS meeting TBC
6. SPE/ICOTA Teachers event 17<sup>th</sup> Nov
  - 6 Teachers and Career advisors attended - Overwhelming support from companies and multiple positive outcomes being explored (LC preparing a report -Watch this space)
7. North Sound Radio Oil & Gas Quiz – SPE CG & energy4me questions submitted
  - Recordings complete – Another great success (Well done SPE question team)
8. Careers presentation to St Machar – Linda Cowie coordinating this event and CG/YP to present.
9. “All-Energy” Conference 20<sup>th</sup> May 2010
  - Follow up material to be created including energy4me – CB/LC (Ongoing)
10. EYF (Energize Your Future) a Career focused event at AECC on 24<sup>th</sup> Nov 2010 with over 30 companies presenting their technology and discussing career and education choices with pupils.
  - SPE CG will have a stand at this event and present energy4me resources & lesson plans. YP’s and industry experts will also be on hand to talk about their personal experiences, education and actual job roles within the Oil & Gas Industry.  
**Volunteers** have now come forward – Thanks for everyone’s support

11. CTC SCIP's CV development workshops (£900) confirmed as Kemnay, Kincorth, Aberdeen Grammar and Mackie Academy – Some Dates still TBC - CG Volunteers required

. First School confirmed as Mackie Academy, Stonehaven – Nadezda & Alan are supporting this workshop.

- Aberdeen Grammar school workshop Wednesday 19<sup>th</sup> January - **2 X VOLUNTEERS REQUIRED**

**FULL BRIEFING PROVIDED BUT MAINLY JUST BRING YOUR ENTHUSIASM AND PERSONAL EXPERIENCE.**

- Kincorth and Kemnay dates to be confirmed

#### Past Activities (Past Reporting Period)

Comments:

1. Tech fest September 5-12<sup>th</sup> SPE CG sponsorship – Great event, agreed to support in 2011
2. Math's in the pipeline. The SPE sponsored event is on Friday October 1<sup>st</sup> at BP - Great event, agreed to support in 2011

#### Future Activities

Comments:



Aberdeen Section

Executive Summary  
Committee Monthly Report

<i>Committee: Another Perspective</i>	
<i>Chair/Submitted by:</i> Stephanie Nwoko/Maria Trujillo	<i>Date:</i> 24 <sup>th</sup> November 2010

**Specific Issues**

*Comments:*

**November 2010: Joint AP/YP End of year activity:** *bowling at the Beach Boulevard. Date: 25<sup>th</sup> November. Event is confirmed, Attendance is moderate.*

**-2<sup>nd</sup> March 2011: One day Seminar “How to unleash the potential in our careers”.**

*The seminar programme is ready and we have gotten 98% of potential speakers for the event including our keynote speaker. The seminar has been planned for the 2<sup>nd</sup> March 2011. The venue is Park Inn Hotel.*

*Sponsorship is being solicited from the energy sector: the list of sponsors include: Chevron, Shell, BP, Senergy, Blueback Reservoir, Delmarus, Strategic Resources, Red Spider, Energy Institute. Current total sponsorship funds for the event is : £ 6,400.*

*Brochure of the event would be distributed in January’s SPE Review and leaflet distributed by December.*

**-24<sup>th</sup> April 2011: Technical presentation** *as part of the Program committee titled “ Salt mitigation SNS gas wells, Case study” by Elisabeta Isaj in ConocoPhillips. Waiting for sponsors.*

**Past Activities (Past Reporting Period)**

*Comments:*

**Future Activities**

*Comments:*

*Explained previously*



Aberdeen Section

Executive Summary  
Committee Monthly Report

<i>Committee:</i>	
<i>Chair/Submitted by:</i>	<i>Date:</i>
Gbenga Oluyemi	18/11/2011

### Specific Issues

*Comments:*

- Sales of sponsorship/adverts for SPE Review by London Section as a front page banner – **this needs to be discussed by Aberdeen Board**
- “Facebook project has been completed: two YP volunteers - Shankar and Anahi - have now been properly briefed about the responsibilities of the page administrator – Board to be informed before the page becomes operational
- SPE Directory project is making good progressing though taking more time than anticipated
- *The JCC continues to deal with the SPE Review issues, developing plans and strategies for the CMC and CC activities as reported below:*

*CMC had a teleconference meeting - the Chairs of Aberdeen and London were in attendance - on 15<sup>th</sup> November 2010 where common strategies developed by both sections to further improve SPE Review performance were discussed and actions agreed. This has resulted in the development of a financial management plan (to be circulated to the board for information and possible input)*

### Past Activities (Past Reporting Period)

*Comments:*

- *Setting up of the Facebook page*
- *Working closely with London Section to deal with SPE Review issues*

### Future Activities

*Comments:*

- *Commission SPE Facebook page and manage the initial operational period*
- *Work closely with London Section and M&M to continue to evolve strategies for improving further the financial performance of SPE Review*



Aberdeen Section

Executive Summary  
Committee Monthly Report

- *Complete and commission SPE Directory*
- *Oversee the set up of the SPE-UK website home page redesign*

17 November 2010

**SPE Review Financial Management Plan 2010-2011**

Stage	Period	Actions	Status/Comments
1	May – Oct 2010	<p>(i) restore Job opportunity page on the website to supplement SPE Review income</p> <p>(ii) help M&amp;M in securing advertising,</p> <p>(iii) develop online company directory to supplement SPE Review income,</p> <p>(iv) Seek sponsorship from SPE Europe to fund additional printing and distribution costs of EU editions</p>	<p>(i) Done, recruitment adverts are being placed on this page now &amp; it has helped increasing revenue; most recently Nov/10 gross advertising revenue reached to £11,342 due to two SPE Review plus website recruitment adverts</p> <p>(ii) In August, JCC approached board members &amp; Imperial College to help securing advertising through their employers and contacts; it had positive impact on advertising sales</p> <p>(iii) proposal approved by both boards at Sep board meetings; target completion date for the directory development Dec/10</p> <p>(iv) SPE Europe was approached in August/10 with funding request; a formal proposal is under preparation and is planned to be submitted to SPE Europe</p>
2	Nov – Dec 2010	<p>(i) Discuss and agree on various loss mitigation measures compiled during Sep/Oct</p> <p>(ii) Combine issues to reduce no. of UK editions</p> <p>(iii) Include SPE Review sponsorship in the London Section's enhanced sponsorship pack</p> <p>(iii) Discuss &amp; agree on pricing of listing in the online company directory and handing over its management to MMM</p>	<p>(i) The document with various loss mitigation measures was circulated to the London board in Oct/10; key executives from both boards and JCC discussed these measures along with Aberdeen Sections comments in a telephone conference on 15<sup>th</sup> Nov. Agreed implementation will be carried out from Nov onwards until March/2011</p> <p>(ii) Jan UK edition has been combined with the Dec EU edition on a permanent basis; The Dec 2010 edition will be a combined Dec/Jan EU edition.</p> <p>(iii) SPE Review sponsorship has been included in the enhanced sponsorship pack and is being promoted by the London section sponsorship team</p> <p>(iii) Will be progressed as planned</p>

3	Jan – March 2011	<p>(i) Sell advertising for the online company directory and review its impact on the budget</p> <p>(ii) Monitor P/L based on budget forecast by MMM; this will include advertising price increase to be structured and implemented by MMM</p> <p>(iii) Plan contingency measures to address variance from the budget forecast</p>	
4	April- May 2011	Review financial performance and decide future course of action	

17 November 2010

Re: SPE Review P/L – Loss mitigation measures

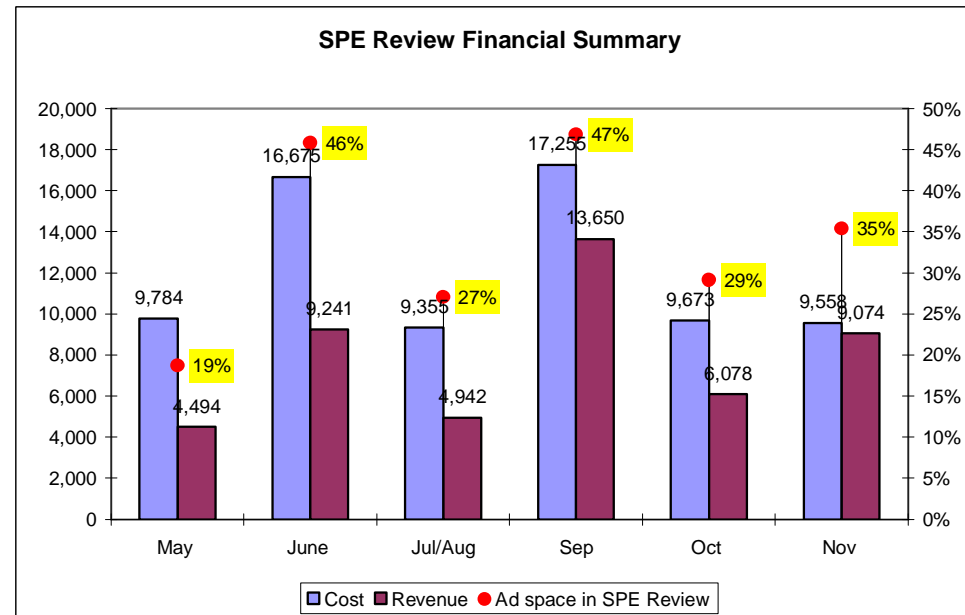
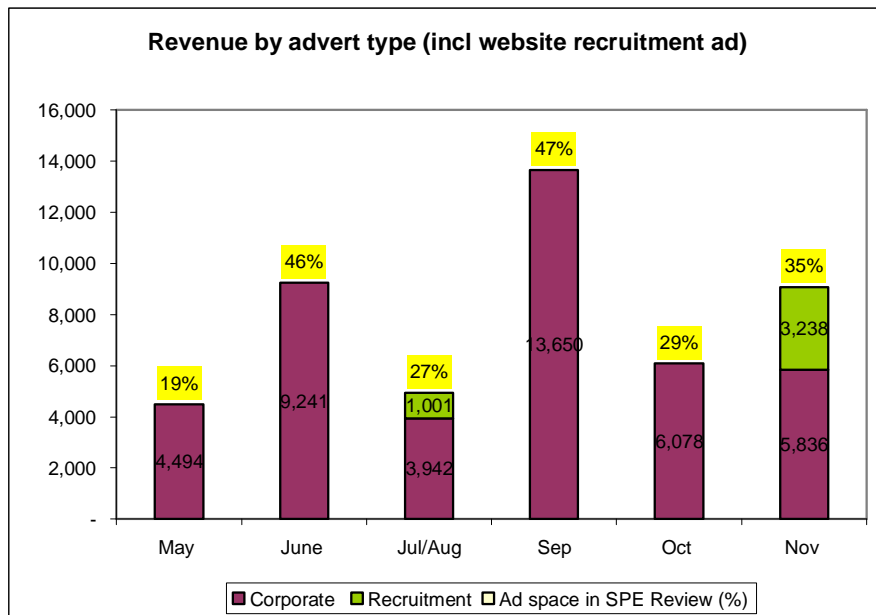
	Suggestion	Agreed Actions
1	Reduce number of UK editions from 7 to 4	Dec and Jan editions have been combined to produce a combined Dec/Jan EU edition with immediate effect; combining April & May UK editions is a possibility depending on the financial performance in Q1/2011
2	Reduce number of pages in UK editions to 8 if warranted by advertising sales	M&M provided a basic fee quote of £8,000. Going to 8 pages is a future option if conditions justify it, but not to be pursued in the immediate future
3	Increase advertising prices	Advertising rates will be increased in Q1/2011, but the mechanism to do this will need to be agreed with M&M to avoid an overall reduction in advertising revenue. Rise to be explained / justified as increasing costs leading to increasing losses on what is basically a “break even” publication.....and SPE has borne the losses for over 18 months but can no longer do so.
4	Sell advertising on the front cover page at a premium price	Advertising can be placed on the front page at premium rates, may be as part of a sponsorship package, would be good if a clear plastic envelope was used so this was immediately visible.
5	Switch to an electronic copy from the paper copy and save printing & distribution cost	If in six months we are still losing money this option will be seriously considered. JCC will review the feasibility of a pilot trial of the E-book system in consultation with M&M in Q1/11. March European issue is a target for the pilot but will be reviewed by JCC in Q1/11.
6	(i) Use some low cost country for printing and distribution of European additions (ii) get quote for printing and distribution from some other company e.g. a company lately approached London section with an offer to provide quotes	Alternative lower cost print and distribution methodology is strictly the business of M&M, and they should be encouraged to investigate it. Combining deliveries to office address and use of other than postal systems should be investigated.
7	Change the Financial Model Current FM: M&M is paid basic fee; additional printing & distribution cost; travel cost; 20% of the advertising revenue New proposed model M&M is paid basic fee; additional printing & distribution cost; travel cost; 20% of the advertising revenue after deduction of the basic fee from the advertising revenue	Aberdeen does not support the change to the financial model. However it was agreed that we are aiming for break-even in 2011/12 and we will look for strong indications in Q1 2011 that we are on course for this. There would be a full financial review finances in April/May 2011 and this could include a review of the contractual terms. No further action at this time.
8	Funding from SPE Europe for European issues	This was initiated in August and it has been agreed to pursue it further

**Information on SPE Review Basic fee and additional production & distribution costs:**

**Basic Fee:** 8-page issue: £8,000; 12-page issue: £9,000; 16-page issue: £11,700

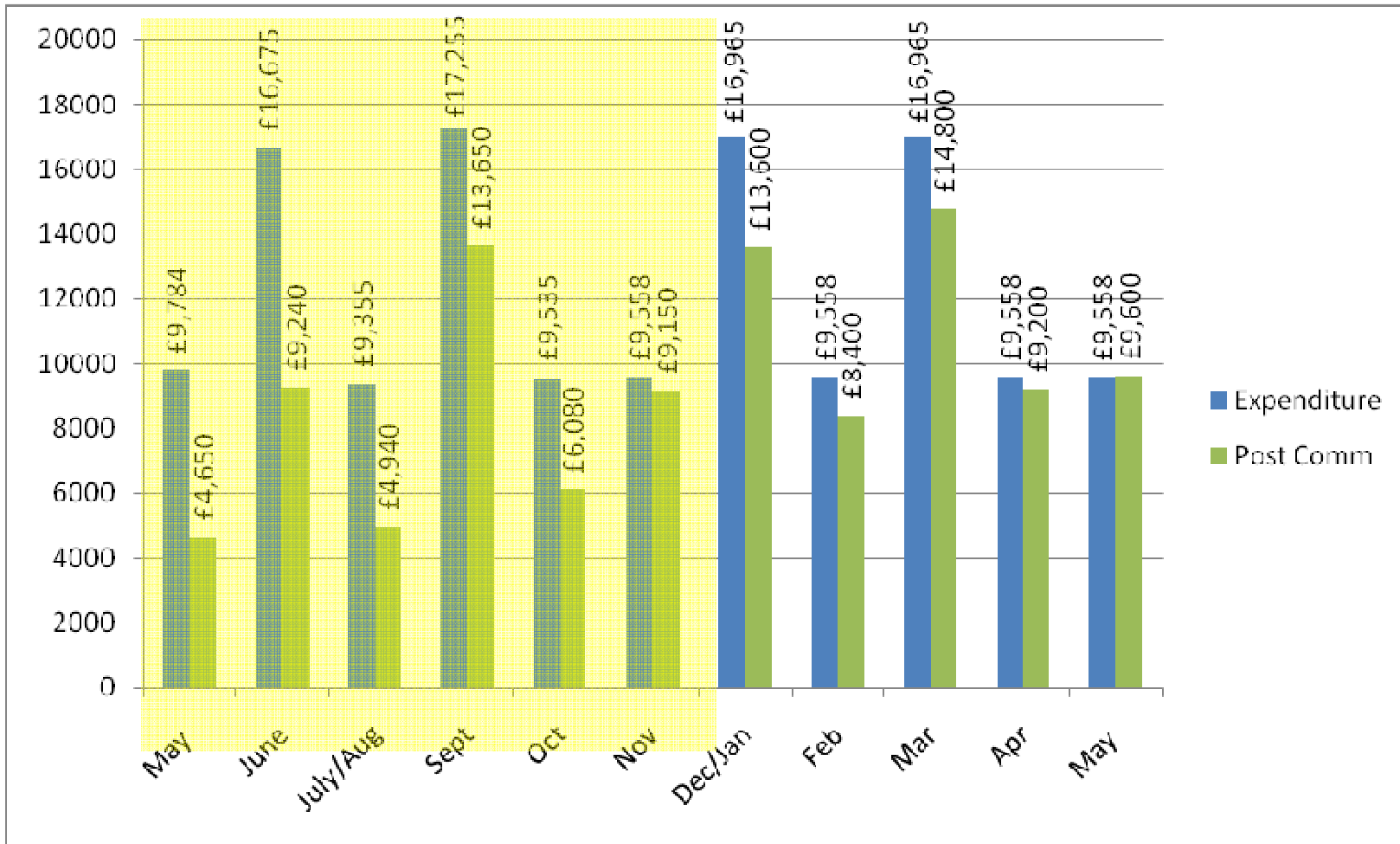
**Additional Printing & Distribution Costs for June and Sep 2010 European issues**

Additional printing costs for 6,366 copies to European members (use of higher grade paper)	£1,618	June total	
Additional packing costs for 6,366 copies to European members	£1,352		
Additional postage costs for European addresses	£4,184		7,154
Additional printing costs for 6,901 copies to European members	£1,519	Sep total	
Additional packing costs for 6,901 copies to European members	£1,562		
Additional postage costs for European addresses (incl. inserts)	£5,173		8,255
Additional packing costs for 6,901 copies to European members (est without inserts)	£1,466		
Additional postage costs for European addresses (est without inserts)	£4,536		



**Financial performance forecast 2011 by M&M**

The following graph is produced based on a forecast of revenue produced by M&M Media in consultation with Aberdeen Board. This represents a “reasonable guess” at what will be achieved, external factors notwithstanding, and given a continued effort in quality of content, advertising sales and focussed marketing of the SPE in general. The shaded area is ‘actual’ revenue, the unshaded ‘forecast’. Income is shown post-commission (current contract terms). Aberdeen section believes discussion must be based on a realistic revenue model like this (which forecasts a £3,500 loss for each section Nov – May).





Aberdeen Section

Executive Summary  
Committee Monthly Report

<b>Committee:</b> DEVEX 2011 (MAY 10 <sup>TH</sup> – 12 <sup>TH</sup> 2011)	
<b>Chair/Submitted by:</b> PAUL ADAIR	<b>Date:</b> 18/11/10

### Specific Issues

**Comments:**

*CROSS SOCIETY AGREEMENT MODIFIED AND AGREED WITH SOCIETIES – APPROVAL FOR PAUL ADAIR TO SIGN OFF ON THIS REQUIRED*

### Past Activities (Past Reporting Period)

**Comments:**

*CALL FOR ABSTRACTS OPEN. ADVERT PLACED IN NOVEMBER SPE REVIEW. SUBMISSIONS WILL CLOSE JANUARY 2011.*

*BUDGET FOR 2011 AGREED WITH OTHER AFES & PESGB: NOMINAL PROFIT FOR SPE ABERDEEN ESTIMATED AT £11K (NET OF VAT)*

- The budget essentially uses DEVEX 2010 outcome to generate an expenditure of £92k and a profit of approx £34k (to be split equally between the 3 societies).
- No formal close out of 2010 budget; however as of June 2010 expenditure was approx £92k and the income £49k. Difference in income is that we do not wish to assume up front the same attendance level or sponsorship level until we test the market. (Interestingly, though totally co-incidentally, the target profit set for 2010 was also £34k)

*MEETING HELD WITH JANE RODGERS TO DISCUSS MAXIMISING USE OF SPE PUBLICITY MACHINE.*

*MONTHLY STEERING GROUPS AND TECHNICAL COMMITTEE MEETINGS HELD SEPTEMBER, OCTOBER AND NOVEMBER 2010.*

### Future Activities

**Comments:**



Aberdeen Section

Executive Summary  
Committee Monthly Report

<i>Committee: Treasurer</i>	
<i>Chair/Submitted by: Masud Javaid</i>	<i>Date: 22<sup>nd</sup> Nov 2010</i>

### Specific Issues

*Comments:*

- *Account looking a lot healthy after VAT returns and invoices being paid*
- *Thus far received YP, CG, Comms and AP budgets. Still pending: SD & Membership*

### Past Activities (Past Reporting Period)

*Comments:*

- *Total amount of invoices paid since last meeting: £19,865.96 to AECC. A bunch of other outstanding invoices will be paid this week*
- *Balance in the account as at 22<sup>nd</sup> November 2010: £56,475.71*

### Future Activities

*Comments:*

- *Need to invoice SPE London for the Website development costs + Diane's JCC Meeting charges*
- *Fiona Jefferson's employment contract*
- *We need to continue to chase the outstanding invoices as we are still owed £58,500*

# Society of Petroleum Engineers

## Profit & Loss

April 2010 through March 2011  
Apr '2010 - Mar 2011

### Ordinary Income/Expense

#### Income

Another Perspective 1,387.88

#### CGSD

Scholarships 3,235.12

Young Professionals 568.09

---

Total CGSD 3,803.21

#### Continuing Education

ALF '10 26,813.28

ICoTA 09 587.23

ICoTA 10 50,171.87

ITF Tech Showcase 2010 3,835.00

Sand Management 10 34,576.43

#### Summit Series

Unlocking Heavy Oil 1,220.00

---

Total Summit Series 1,220.00

---

Total Continuing Education 117,203.81

Meetings 09/10. 229.79

Meetings 10/11 5,300.99

Other. 521.28

SPE Review 11,054.86

---

Total Income 139,501.82

#### Expense

Administration 8,031.00

Another Perspective. 1,392.89

Bank Charges 50.63

CG 450.00

#### CGSD.

Bursary Awards 9,000.00

Donations 21,000.00

Studentships 3,900.00

Support 11,100.00

YP 1,004.65

---

Total CGSD. 46,004.65

Consultancy 19,120.00

#### Continuing Education.

ALF 10 11,131.94

ICoTA '09 28,516.01

ICoTA 08 1,872.34

ICoTA 10 41,676.46

ITF Technology Showcase 10 6,567.44

Sand Management 10 35,270.23

Summit Series 640.50

---

Well Abandonment 11 108.00

Society of Petroleum Engineers

Profit & Loss

April 2010 through March 2011  
Apr '2010 - Mar 2011

Total Continuing Education.	125,782.92
Credit Card Charges	165.22
DEVEX 2010	800.00
Meetings 09/10	2,198.67
Meetings 10/11.	4,142.52
Miscellaneous	5,830.65
PR	6,000.00
Professional Fees	
Accounting	2,000.00
Total Professional Fees	2,000.00
Reimbursed Expenses	357.50
SPE Awards	3,185.47
SPE Review.	28,866.33
SPE Website	2,245.00
Total Expense	256,623.45
Net Ordinary Income	-117,121.63
Other Income/Expense	
Other Income	
Other Income	0.00
Total Other Income	0.00
Net Other Income	0.00
Net Income	-117,121.63

**Budget for Financial Year 2010/2011**

**As at 16th November 2010**

<b>Income</b>	<b>Budget</b>		<b>Actual</b>
Another Perspective			1388
Scholarships			3235
Continuing Education - seminars	35,000		66445
CE seminar - ICOTA Roundtable '09			587
CE seminar - ICOTA Roundtable '10	35000		50172
Meetings/Sponsorship	991.00		5530
Events			
Interest/Tax Rebates			
SPE Rebate			
SPE Review			11055
Young Professionals			568
Outstanding Invoices			
Uncategorised (Credit Card Deposits & Invoices)			
Website			
Other			521
<b>Total Income</b>	<b>70,991</b>		<b>139501</b>

<b>Expenditure</b>	<b>Budget</b>		<b>Actual</b>
<b>Student Development</b>			
University Bursaries	15,000		9000
Student Support	8,200		
Hardship scholarships			
<b>Sub-Total</b>	<b>23,200</b>	<b>0.00</b>	<b>9000</b>

<b>CGSD</b>	<b>Budget</b>		<b>Actual</b>
CG			450
Advertising			
Donations			21000
Emerging Leaders			
Studentships			3900
Support	17,700		11100
Young Engineers Clubs	1,500		
Young Professionals	500		1005
Other			
<b>Sub-Total</b>	<b>19,700</b>	<b>0.00</b>	<b>37455</b>

<b>Operating Categories</b>	<b>Budget</b>		<b>Actual</b>
Administration	500		8031
PR			6000
SPE Awards			3185
Another Perspective			1393
Hulse Rodger & Co - Consultancy			19120
SPE Website			2245
SPE Review			28866
Bank Charges & Credit Card fees			216
Events (e.g. social)			
Continuing Education - Seminars & DEVEX			54518
CE - Seminar - ICOTA Roundtable '08&'09			30388
CE - Seminar - ICOTA Roundtable '10			41676
Programme (Meetings)	1,338		6341
Other (Misc e.g. posters)			5831
Professional Fees			2000
Reimbursed Expenses			357
<b>Sub-Total</b>	<b>1,838</b>	<b>0.00</b>	<b>210167</b>
<b>Total Expenditure</b>	<b>44,738</b>		<b>256622</b>

**Net Income/Exp**

**-£117,121**

<b>Bank Balance as at 16th November</b>	<b>33015.17</b>
<b>Uncleared Payments</b>	<b>2100.00</b>
<b>Uncleared Receipts</b>	
<b>Total Projected Balance</b>	<b>30915.17</b>

\_\_\_\_\_

7 cheques for £300

**SPE Invoices**

**HR - Hulse Rodger  
TR - Treasurer**

<b>Invoices</b>		<b>Date Paid</b>	<b>Method Paid</b>	<b>Reminder Requested</b>
359 Baker Oil Tools	4230.00	08.07.02	BACS	
370 Baker Hughes	352.50	24.06.02	BACS	
388 Peak Group	470.00	9.09.02	CH	
403 Marathon Oil	411.25	24.05.02	BACS	
404 Helix RDS	705.00	10.06.02	CH	HR 613
405 Helix RDS	235.00	13.06.02	BACS	
406 Champion Technologies	687.37	24.06.02	CH	TR 489
407 Unidril	229.12	24.06.02	CH	TR 489
408 Tam Int	229.12	20.05.02	CH	HR 611
409 Weatherford	687.37	5.08.02	BACS	
410 Petrotech	229.12	7.08.02	CH	TR 490
411 Diamond Products	229.12	28.05.02	VISA	
412 Downhole Products	229.12	28.05.02	Mastercard	
413 HRH Ltd	229.12	28.05.02	VISA	
414 OPC Ltd	687.37	19.08.02	BACS	
415 OCTG Proctor	229.12	28.05.02	AMEX	
416 Baker Hughes	229.12	10.05.02	AMEX	
417 Pathfinder Energy	229.12	07.08.02	CH	TR 490
418 Halliburton	229.12	29.07.02	BACS	
419 Schlumberger	693.25	26.09.02	BACS	
420 Downhole Products	205.62	14.08.02	CH	TR
421 Pathfinder Energy	117.50	17.10.02	CH	TR 494
422 Baker Hughes	117.50	14.08.02	AMEX	
423 Helix RDS	300.00	29.10.02	BACS	
424 Oiltools	300.00	CXL	CXL	15.04.03 27.06.03
425 Halliburton	300.00	30.01.03	BGC	TR498
426 Expro	470.00	17.10.02	CH	TR 493
427 Baker Oil	235.00	04.10.02	CH	HR 618

428 SPS International	705.00	17.10.02	CH	TR 493	
429 Pathfinder Energy	293.75	17.09.02	VISA		
430 Weatherford	235.00	19.09.02	Online cc		
431 Halliburton	235.00	24.09.02	AMEX		
432 Halliburton	235.00	24.09.02	Online cc		
433 Halliburton	528.75		Part Paid	58.75 O/S	
434 BJ Services	235.00	24.09.02	CH	HR 616	
435 Seal Tite	293.75	25.09.02	VISA		
436 SPS International	117.50	00.08.03	Cheque		15.04.03 27.06.03
437 Seal Tite	1116.25	22.11.02	Cheque	TR 496	
438 Baker Oil	2115.00	22.11.02	Cheque	TR 496	
439 IESL	1116.25	22.11.02	Cheque	TR 496	
440 Read Well services	2115.00	06.11.02	Cheque	TR 495	
441 Qserv	1116.25	29.01.03	BGC		
442 Welltec	2115.00	03.02.03	Cheque	TR499	
443 Precision Tube Technology	1703.75	28.04.03	Cheque	TR	15.04.03
444 BJ Services	2115.00	31.10.02	Cheque	TR 495	
445 Smith Services	2115.00	18.11.02	BAC		
446 RWE Dea AG	374.87	12.11.02	Bank Transfer		
447 National Oilwell	1116.25	19.12.02	BAC		
448 PSL Well Services	1116.25	05.02.03	Cheque	TR 500	
449 Seal-Tite UK Ltd	381.87	22.11.02	Cheque	TR 496	
450 Maritime Well Service	2878.75	18.12.02	BAC		
451 Welltec Well Technologies	1263.13	03.02.03	Cheque	TR 499	
452 CTES Ltd	1586.24		1350.00 Paid	VAT O/S	
453 Hydra Rig TOT	4905.61	9.1.03	Cheque	TR 497	
454 SEPS UK Ltd	2966.87	24.01.03	ITL		
455 Q Serv Ltd	381.87	10.02.03	Cheque	TR 576	
456 Weatherford	2585.00	13.02.03	BAC		
457 Pro-Safe Offshore Ltd	1498.12	31.12.02	BAC		
458 Smith Services Red Baron	2878.74	30.12.02	BAC		
459 Schlumberger	2144.37	24.12.02	BAC		
460 Maritime Well Service	293.75	22.09.03	IBP		15.04.03 27.06.03
461 National Oilwell	293.75	17.01.03	BAC		
462 An Tech Ltd	1715.49	9.1.03	Cheque	TR 497	

463 Baker Oil Tools	352.50	9.1.03	Cheque	TR 497	
464					
465 BP	440.63	5.05.03	Credit Card		15.04.03
466 Halliburton	10.00	06.02.03	AMEX		15.04.03
467 Reservoir Management Ltd	352.50	4.03.03	BAC		15.04.03
468 Target Well Control	352.50	16.04.03	BAC		15.04.03
469 Helix RDS	120.00	17.02.03	Cheque	TR 577	
470 Scottish Enterprise Gramp	2000.00	02.04.03	BAC		15.04.03
471 Surfactant Solutions Ltd	587.50	25.03.03	Cheque	TR	
472 DTI	775.50	01.04.03	BAC		
473 Thermatech AS	775.50	28.04.03	ITL		
474 Hydro Formates AS	587.50	17.04.03	BAC		
475 Hydro Formates AS	329.00	02.05.03	BAC		
476 Statoil ASA	329.00	25.04.03	Cash	HR 2	
477 CETCO Offshore	775.50	29.05.03		HR6	
478 Promotura Ambiental	775.50	1.05.03	ITL		
479 M I Drilling	587.50	21.07.03	BAC		
480 Oiltools	1304.25	4.06.04	Cheque	TR46	
481 ITS Drilling	387.75	17.06.04	Cheque	TR48	
482 Smith Services Red Baron	36.00	19.05.03	Cheque	TR	
483 Tetra Technologies	58.75	29.05.03		HR 6	
484 Baker Energy	205.62	?	Amex		
485 Pathfinder Energy	235.00	31.07.03	Cheque	TR29	
486 Champion Servo	705.00	30.06.03	Cheque	TR28	
487 Gyrodata	235.00	7.11.03	Cheque	TR34	
488 TAM International	235.00	29.03.04	BACS		
489 OCTG Proctor	235.00	30.06.03	Cheque	TR28	
490 OPC Ltd	470.00	30.10.03	IBP		
491 Geolink	235.00	30.06.03	Cheque	TR28	
492 Baker Oil Tools	235.00	CXL	CXL		
493 Keltec	470.00	30.06.03	Cheque	TR28	
494 EGIS	470.00	20.06.03	VISA		
495 Weatherford	705.00	30.09.03	Cheque	TR32	
496 Diamond Products	235.00	18.12.03	Cheque	TR36	
497 Anderguage	528.75	10.07.03	BAC		

498 Technica	235.00	31.07.03	Cheque	TR29
499 Petrotech	235.00	7.11.03	Cheque	TR 34
500 Keltec	176.25	05.08.03	Cheque	TR30
501 Eclipse	940.00	19.11.03	Cheque	TR35
502 Helix RDS	203.00	29.09.03	Cheque	HR10
503 NIS NAFTAGAS	1233.75	30.10.03	ITL	
504 Halliburton	1380.63	See invoice 518		
505 RGIT Montrose	499.37	29.01.04	Cheque	TR38
506 Welltec	3055.00	26.02.04	Cheque	TR40
507 Expro	3055.00	19.11.03	Cheque	TR35
508 Baker Oil	2232.50	17.11.03	BACS	
509 Read Well Services	2232.50	11.02.04	Cheque	TR39
510 PSL Energy Services	1169.13	14.11.03	Cheque	HR11
511 Hydra Rig UK	4200.61	4.12.04	BACS	
512 CTES Ltd	1169.13	11.02.04	Cheque	TR39
513 CTES Ltd	763.74	11.02.04	Cheque	TR39
514 Welldeco	381.87	16.12.03	ITL	
515 RWE Dea AG	64.62	?	Credit Card	
516 Wellserv	1550.99	01.03.04	BACS	
517 Halliburton	2338.25	30.03.04	BACS	
518 Halliburton	1380.61	11.02.04	BACS	
519 Q Serv Ltd	1550.99	11.02.04	Cheque	TR39
520 BJ Services	2338.25	18.12.03	Cheque	TR36
521 Precision Tube Technology	1756.62	18.12.03	Cheque	TR36
522 Smith Services	2338.25	14.01.04	BAC	
523 SEPS UK Ltd	2338.25	14.04.04	BACS	
524 Reed Hycalog	1580.37	31.12.03	Cheque	TR37
525 CREED	63.19	21.11.03	ITL	
526 Leading Edge Advantage	587.50	15.01.04	BACS	
527 Prosafe Offshore	1169.12	16.01.04	IBP	
528 Antech	1169.12	11.02.04	BAC	
529 Tecwel AS	1169.12	29.12.03	ITL	
530 Rig Train	1550.99	17.02.04	BACS	
531 BJ Services (Nowesco)	440.63	8.12.03	ITL	
532 Robicon	1169.13	14.01.04	Amex	

533 ENI E & P Division	881.26	30.01.04	ITL	
534 ClampOn AS	1521.63	05.02.04	ITL	
535 Landmark EAME	1116.25	16.02.04	BACS	
536 Oilfield Production Con	940.00	23.03.04	IBP	
537 QinetiQ	1116.25	26.03.04	BACS	
538 Oil Search	352.50	2.08.04	C.C.	
539 Baker Arlas	587.50	08.03.04	BACS	
540 Roxar Flow Mgmt	763.75	06.04.04	Cheque	TR42
541 Schlumberger	4347.50	30.04.04	Cheque	TR44
542 Weatherford	1551.00	6.05.04	BACS	
543 Zenith	910.63	21.04.04	Cheque	TR43
544 Pump Tools	1551.00	21.04.04	Cheque	TR43
545 RMS Ltd	1169.13	25.04.04	Cheque	TR45
546 Baker Oil Tools	587.50	13.04.04	ITL	
547 SEPS UK Ltd	2232.50	14.04.04	BACS	
548 Fractech	1169.13	21.04.04	Cheque	TR43
549 Baker Oil Tools	1169.13	23.05.05	BACS	
550 Weatherford	1169.13	25.05.04	BACS	
551 Baker Hughes Centrilift	2702.50	26.04.04	BACS	
552 Exxonmobil	705.00	2.04.04	Amex	
553 Weatherford	293.75	22.07.04	BACS	
554 Eclipse	250.00	25.06.04	Cheque	HR23
555 Diamant Drilling	235.00		Credit Card	
556 Geolink Ltd	235.00	22.07.04	Cheque	
557 Pathfinder	470.00	25.06.04	Cheque	HR23
558 Gyrodata	235.00	19.06.04	Credit Card	
559 Keltec	235.00	25.06.04	Cheque	HR23
560 Anderguage	352.50	25.06.04	Cheque	HR23
561 Maxwell Drummond	235.00	17.11.04	Cheque	TR77
562 Schlumberger	235.00	16.06.04	Credit Card	
563 Rig Services	235.00	16.06.04	Credit Card	
564 Tam International	235.00	16.06.04	Amex	
565 Weatherford	235.00	16.06.04	Credit Card	
566 Hydril	235.00	17.06.04	Amex	
567 Helix RDS	470.00	15.07.04	Cheque	HR25

568 Security DBS	235.00	4.06.04	Cheque	TR48
569 Baker Hughes Centrilift	470.00	Cancelled		
569a Baker Hughes Centrilift	235.00	15.07.04	BACS	
569b Baker Hughes Centrilift	235.00	15.07.04	BACS	
570 Kappa Solutions	293.75		Credit Card	
571 Core Labs	293.75		Credit Card	
572 EV Offshore	587.50	30.08.05	Cheque	TR
573 Sensornet	293.75	27.10.04	Cheque	
574 Expro Group	176.25	8.3.05	Cheque	TR82
575 Halliburton	1527.50	?	Amex	
576 Eamon Akinosho	23.50	4.10.04	Switch	
577 FID	381.87	17.11.04	ITL	
578 BJ Services	2232.50	19.10.04	Cheque	HR54
579 Oilfield Production Con	1116.25	9.11.04	BACS	
580 Tam International	1169.13	27.10.04	Cheque	
581 Prosafe Offshore	1169.13	19.11.04	BAC	
582 Omega Data	1169.13	4.11.04	Cheque	
583 VW Oilfield Services	1169.13	16.11.04	Cheque	TR76
584 Anderguage	1169.13	13.12.04	BAC	
585 Precision Tube Technology	1697.88	27.10.04	Cheque	
586 Western Well Tool	1169.13	1.12.04	BAC	
587 Baker Oil Tools	2232.50	7.3.05	BACS	
588 READ Well Services	2232.50	20.01.05	BACS	
589 The Expro Group	2232.50	27.10.04	Cheque	
590 Tecwel AS	1169.13	29.11.04	ITL	
591 Rosen Inspection	2232.50	12.11.04	ITL	
592 Chevron Texaco	368.00		cc	
593 Easy Well Solutions	1551.00	17.11.04	ITL	
594 Welltonic Limited	1169.13	8.3.05	Cheque	TR81
595 Romgaz	1321.89	4.11.04	ITL	
596 Zertech	1169.12	16.11.04	Cheque	TR76
597 Wellserv	1169.13		cc	
598 Rig Train	1169.13	7.01.05	BACS	
599 Weatherford	1169.13	16.11.04	Cheque	TR76
600 Total	881.25		cc	

601 Richird Irvin	4911.50	4.11.04	Cheque	
602 CTES Ltd	1169.13	8.3.05	Cheque	TR83
603 Hydra Rig	3877.50	17.11.04	BACS	
604 Welltec	822.50	23.12.04	CH	TR78
605 Schlumberger	2232.50	22.02.05	BACS	
606 Weatherford	440.63	8.02.05	Cheque	TR80
607 Omega Data	381.87	23.12.04	Cheque	TR78
608 Helix RDS	499.37	10.12.04	BAC	
609 RGIT Montrose	489.37	15.11.04	ITL	
610 Exon Mobil	329.00	3.12.04	ITL	
611 Rig Train	587.50	11.01.05	BACS	
612 Anderguage	587.50	11.01.05	BACS	
613 Anderguage	381.87	20.12.04	BACS	
614 Q Serv Ltd	1551.00	23.12.04	Cheque	TR78
615 Read Wells	381.87	11.3.05	BACS	
616 Helix RDS	381.87	10.01.05	BACS	
617				
618				
619 Western Well Tool	763.74	10.01.05	BACS	
620 Blafro Tools	881.25	8.12.04	Credit Card	
621 Halliburton	2643.75	Duplicate	Duplicate	
622 Leading Edge Advantage	646.25	14.12.04	BAC	
623 Halliburton	2643.75	12.01.05	BACS	
624 BMT Cordah Ltd	587.50	20.01.05	Ch	TR
625 GOT Ltd	411.25	3.02.05	BACS	
626 Statoil ASA	329.00			Not in Quickbooks
627 Chevron Texaco	672.00	3.05.05	Credit Card	
628 DTI	2350.00	26.08.05	BACS	
629 Ingen-Ideas	352.50	29.12.05	BACS	
630 Allomax	352.50	11.05.05	Ch	TR84
631 ResLab UK	998.75	?	Credit Card	
632 Pathfinder	1997.50	19.04.05	Cheque	HR64
633 Schlumberger	1997.50	15.04.05	BACS	
634 Second Summit	998.75	?	Cheque	
635 Venture Production	1527.50	Duplicate of 656		

636 Eclipse	587.50	2.06.05	Ch	TR85
637 Landmark EAME	1997.50	31.05.05	BACS	
638 Precision Energy	998.75	?	Credit Card	
639 Weatherford	58.75	?	Visa	
640 Weatherford	58.75	?	Visa	
641 Baker Atlas	2526.25	8.08.05	BACS	
642 DTI	646.25	8.06.05	Ch	
643 Paladin Resources	1703.75	?	Visa	
644 PGL	1811.25	9.05.05	Mastercard	
645 Ernst & Young	58.75	10.05.05	Amex	
646 HIS Energy	998.75	14.06.05	BACS	
647 Subsea 7	587.50	30.05.05	TR85	
648 Helix RDS	1645.00	10.06.05	BACS	
649 IBM Business Consulting	470.00	?	Amex	
650 Paladin Resources	1762.50	?	Credit Card	
651 Abdn City Cncl	293.75	12.07.05		HR74 Not in Quickbooks
652 The Peak Group	763.75	29.12.05	BACS	
653 CNR International	2056.25	6.12.05	Credit Card	
654 Helix RDS	763.75	16.06.05	Ch	TR86
655 Clariant Oil	763.75	27.05.05	Credit Card	
656 Venture Production	1527.50	?	Cheque	
657 Amerada Hess	763.75	?	Credit Card	
658 Weatherford	763.75	?	Credit Card	
659 Cormon Ltd	763.75	?	Credit Card	
660 Chevron Texaco	1527.50	?	Credit Card	
661 Barclays Bank	763.75	20.05.05	Credit Card	
662 Shell	763.75	1.06.05	Credit Card	
663 Allomax	763.75	8.06.05	Ch	
664 Triangle Engineering	152.75	16.06.05	Ch	TR87
665 Petrofac	763.75	2.06.05	Mastercard	
666 Abdn City Cncl	293.75	Duplicate of 651		
667 Ingen Ideas Ltd	763.75			
668 Centrilift	2526.25		Cheque	HR66
669 Schlumberger	763.75			
670 Chubby Bags	176.25	18.10.05	HR102	

671	Champion Technologies	611.00	21.06.05	ITL	
672	Hydril	246.75		Written Off	
673	Halliburton	246.75	19.07.05	Ch	TR
674	Anderguage	246.75			
675	Geolink	246.75		Cheque	
676	Keltec	493.50	22.06.05	BACS	
677	OPC Ltd	669.75			
678	Helix RDS	1233.75	18.07.05	BACS	
679	Chevron Upstream	1080.00	cancelled		paid by credit card
680	Halliburton	3025.63	01.12.05	BACS	
681	Precision Tube Technology	1997.00	19.10.05	TR93	
682	Tecwel AS	1410.00	11.10.05	ITL	
683	Omega Data	1410.00	19.10.05	TR92	
684	Aker Kvearmer	2585.00	11.10.05	ITL	
685	Smith	1410.00	12.10.05	BACS	
686	ReadWell	3025.63	02.11.05	BACS	
687	BJ Services	2585.00	20.12.05	BACS	
688	Tam International	1410.00	9.11.05		TR95
689	Kerr McGee	140.63		Credit Card	
690	BP	5375.63	18.11.05	BACS	
691	Welltonic Limited	1410.00	17.05.06	TR	
692	Baker Oil	3995.00	9.12.05	BACS	
693	Western Well Tool	1410.00	28.10.05	BACS	
694	Weatherford	1410.00	19.12.05	BACS	
695	Zertech	1410.00	16.03.06		
696	Anderguage	1410.00	3.7.06	BACS	
697	Q Serv Ltd	2585.00			Query
698	Rosen Europe	1410.00	20.10.05	ITL	
699	FID Group	558.13			Not in Quickbooks
700	Zaklad Robot	1674.39	27.10.05	ITL	
701	Chevron	7050.00	17.11.05	BACS	
702	Rosen Inspection	910.63		CC	Not in Quickbooks
703	INA Oil Industry	4935.00	3.11.05	ITL	
703credit	INA Oil Industry	499.38			Not in Quickbooks
704	BJ Services	1116.25			HR103? Not in Quickbooks

705 DTI	705.00	8.11.05	BACS	
706 PSL Energy Services	763.76	22.11.05		HR104
707 EV Offshore	1410.00			
708 Expro	2585.00	9.11.05		TR94
709 Weatherford	822.50			Not in Quickbooks
710 AnTech	1410.00	14.11.05	BACS	
711 PSL Energy Services	2878.75	22.11.05		HR104
712 Welltec	587.50	20.12.05	CH	TR99
713 Weatherford	1880.00		CC	Not in Quickbooks
714 Tullow Oil	235.00	16.11.05	Ch	TR96
715 Aker Kvearmer	1233.75		Online	Credit issued - not in Quickbooks
716 ReelWell	1057.50	21.06.06	Credit Card	
717 Leading Edge Advantage	851.88		CC	Not in Quickbooks
718 Petrofac	2820.00	16.12.05	Ch	TR98
719 Rosen Inspection	205.63		CC	Not in Quickbooks
720 PSL Energy Services	411.25	31.07.06		TR
721 Expro	998.75			
722 Petrofac	998.75	1.12.05	BACS	
723 Tam International	235.00	16.12.05	Ch	TR98
724 Cal Dive	1175.00	22.12.05	BACS	
725 Team energy	235.00		Written Off	
726 Schlumberger	587.50			
727 Helix RDS	705.00	20.12.05	BACS	
728 Petroleum Technology	587.50	1.12.05	ITL	
729 Shell	1410.00		CC	
730 Alistair McKinlay	29.38		CC	
731 Hydra Rig	9243.23	10.07.06	BACS	
732 CTES Ltd	1410.00	16.03.06		
733 Zertech	705.00	12.04.06	Ch	TR
734				
735 Petroleum Technology	587.50	12.01.06	ITL	£8 credit for bank charges
736 Aker Kvaerner	188.00	6.2.06	ITL	£5 credit for bank charges
737 Eclipse	2159.65			
738 Talisman	411.25	8.2.06	ITL	
739 ENI	1410.00	7.2.06	ITL	

740	CSL	868.50	6.03.06	BACS	
741	Talisman	1116.25	14.2.06	BACS	
742	Red Spider	1410.00	22.02.06		TR100
743	BIW Connector	1850.63	21.2.06	ITL	
744	Scandpower	1410.00	15.03.06	BACS	
745	Pump Tools	1850.63	6.03.06	BACS	
746	Framo	1410.00	02.02.06	CC	
747	RMS Ltd	1410.00			
748	DES Operations	1410.00	16.03.06		
749	BP	822.50	15.06.06	BACS	
750	GOT Ltd	411.25	29.03.06	BACS	
751	Baker Hughes	2438.13		Cheque	
752	Schlumberger	3818.75			
753	Weatherford	7935.95			
754	Artificial Lift Co	2585.00	17.05.06	Ch	TR132
755	Schlumberger	4935.00			
756	Baker Hughes	3172.50	21.04.06	BACS	
757					
758	Masterpower	1410.00	14.07.06		TR
759	Siemens	1410.00		CC	
760	Schlumberger	4042.00			
761	BP	499.38	7.04.06	BACS	
762	Pump Tools	411.25	31.05.06		TR
763	Zenith	3025.63	2.05.06	BACS	
764	ClampOn AS	881.25	11.04.06	ITL	874.25 only
765	Cormon Ltd	1351.25			
766	Helix RDS	881.25	17.03.06	BACS	
767	Reslink	1233.75			
768	Weatherford	2526.25		CC	
769	Sand Monitoring	881.25		CC	
770	Fractech	881.25			
771	IICORR	1292.50	16.03.06		TR128
772	Chevron Upstream	587.50			
773	Roxar Flow Mgmt	881.25		CC	
774	Petrofac	411.25	14.07.06		TR

775 Petrofac	705.00			
776 Talisman	558.13	21.03.06	ITL	
777 Caledus Ltd	587.50			
778 Repsol	558.13			
779 Chevron	540.00		CC	
780 Technip	822.50	19.05.06	BACS	
781 Welltec	293.75	3.07.06		TR
782 Centrilift	587.50		BACS	
783 BJ Services	587.50	15.06.06	BACS	
784 BJ Services	176.25	15.06.06	BACS	
785 Chevron	500.00		CC	
786 Omega Data	1410.00			
787 Industry Technology Facilitatc	1762.50			
788 Q Serv Ltd	2585.00			
789 Tam International	1410.00			
790 Well Innovation	1410.00			
791 Anderguage	1410.00			
792 BJ Services	2585.00			
793 Tecwel AS	1410.00			
794 Read Well Services	3025.63			
795 Halliburton	3085.63		CC	
796 Baker Oil	5170.00			
797 PSL Energy Services	3025.63			
798 Industry Technology Facilitatc	411.25			
799 JMC Technology	1410.00			
800 Aberdeen Drilling	1615.63		Ch	
801 Anderguage	205.63			
802 PSL Energy Services	3172.50			
803 Petroleum Technology	1410.00		CC	
804 Reel Well	1410.00			
805 EV Offshore	1410.00			
806 Chevron Upstream	8812.50			
807 Perenco	1615.63			
808 BJ Services	1645.00		Ch	17.11.06
809 BJ Services	2585.00			

810 Texas Oil Tools	3877.50		CC
811 Reel Well	1410.00		CC
812 CTES Ltd	2232.50		
813 Anderguage	499.38		
814 Richard Irvine	10457.50		
815 Industry Technology Facilitatc	411.25		
816 Hydra Rig	5072.09		
817 Tenaris	1997.50		
818 Weatherford	2408.75		
819 Swellfix	437.63		
820 Richard Irvine	440.63		
821 Welltec	3172.50		
822 Welltonic Limited	1410.00		
823 Aker Kvaerner	2878.75		CC
824 PI Intervention	910.62		CC
825 Tenaris	411.25		
826 Technip	822.50	22.12.06	BACS
827 Well Ops	2379.38	22.02.07	BACS
828 WellTec	411.25	13.02.07	BACS
829 Read Well Services	822.50	27.06.07	BACS
830 Richard Irvine	2937.50	5.04.07	BACS
831 Eclipse	822.50	29.05.07	Ch
832 Weatherford	2937.50	18.05.07	BACS
833 Accenture	5875.00	2.05.07	BACS
834 ITF	822.50	20.04.07	BACS
835 Now Training	205.63	28.09.07	
836 Helix RDS	1938.76	30.03.07	BACS
837 IPRES	822.50	19.04.07	ITL
838 Halliburton	822.50	4.06.07	BACS
839 Caledus Ltd	822.50	28.06.07	Ch
840 Wild Well	822.50		
841 Senergy	822.50	25.09.07	BACS
842 Baker Hughes	646.25	28.06.07	BACS
843 Shell	822.50	12.06.07	CC
844 Imajica	517.00	12.7.07	Ch

845 Geolink	323.13	12.09.07	
846 Oilfield Production	881.25	26.06.07	BACS
847 BJ Services	1527.50	18.06.07	BACS
848 Weatherford	940.00	6.09.07	BACS
849 BJ Services	2585.00	5.09.07	Ch
850 Shell	2937.50	18.09.07	cc
851 Welltec	2115.00	3.12.07	BACS
852 Total	940.00	20.09.07	ch
853 Chevron	800.00		
854 ITF	1762.50	1.11.07	BACS
855 Petrotools	2585.00	3.10.07	BACS
856 Read Well Services	3025.63	20.12.07	BACS
857 Aker Kvaerner	2585.00	22.10.07	ITL
858 Omega Data	2585.00	12.10.07	BACS
859 PI Intervention	1410.00	9.10.07	ITL
860 Tenaris	1997.50	16.10.07	ITL
861 Simmons & Co	940.00	1.11.07	ch
862 Tecwel AS	1410.00	19.10.07	ITL
863 Baker Hughes	3995.00		
864 Marketec	1410.00	4.12.07	BACS
865 Welltonic Limited	1410.00	5.12.07	BACS
866 Bico Drilling Tools	1410.00	26.10.07	ITL
867 Petrowell	2585.00	4.12.07	BACS
868 Schlumberger	822.50		
869 PI Intervention	910.63	9.10.07	ITL
870 Q Serv Ltd	646.25	7.1.08	ch
871 Halliburton	3025.63	5.12.07	BACS
872 Halliburton	1645.00	5.12.07	BACS
873 Aker Kvearner	440.63	31.10.07	ITL
874 Concept Productions	293.75	23.11.07	BACS
875 Omega Data	705.00	7.11.07	BACS
876 Q Serv Ltd	2585.00	7.01.08	ch
877 Tecwel AS	440.63	5.11.07	ITL
877a Rosen	1410.00	2.11.07	ITL
878 Welltec	2585.00	4.12.07	ITL

879 Welltec	587.50	3.12.07	BACS	
880 Western Well Tool	1410.00	5.11.07	DPC	
881 EV Offshore	1410.00	27.11.07	ch	
882 Anderguage	1410.00	31.12.07	BACS	
883 ODIM JMC	1410.00	13.11.07	ITL	
884 Expro	2585.00		ch	
885 Chevron	2350.00			
886 Richard Irvine	5581.26	13.12.07	BACS	
887 Schlumberger	940.00			
888 Seadrill	1762.50		Cc	
889 Weatherford	2585.00	3.12.07	Ch	
890 Swellfix	940.00	23.11.07	ITL	
891 Read Well Services	1880.00			
892 PSL Energy Services	1791.88	20.11.07	BACS	
893 NOV Hydra Rig	12631.25	17.12.07	BACS	
894 Total	188.00	7.1.08	ch	
895 Halliburton	2937.50	17.12.07	BACS	
896 Chevron	2350.00	17.01.08	BACS	
897 Scottish Enterprise	13327.90			
898 ICoTA	235.00	7.1.08	ch	
899				
900 Leading Edge Advantage	646.25		cc	
901 Talisman	587.50	4.03.08		HR18
902 Chevron	5992.50	14.02.08		
903 Schlumberger	4465.00			
904 Red Spider	1527.50	4.03.08		HR18
905 SPT Group	2408.75	2.08		BACS
906 Zenith	3525.00	5.02.08		BACS
907 Weatherford	3701.25			
908 ADTI	998.76			
909 Pump Tools	2937.50	19.02.08		BACS
910 Borets	910.63	19.02.08		ITL
911 Remote Marine Systems	1527.50	10.03.08		BACS
912 ABB Ltd	646.25	29.02.08		BACS
913 ENI E/P	1410.00	20.02.08		ITL

914 Zenith	1527.50		
915 Clampon	2908.13	10.03.08	BACS
916 Marathon	1233.75	7.03.08	BACS
917 Helix	2085.63	18.03.08	BACS
918 Baker Hughes	3525.00		
919 Read Well Services	822.50		
920 Maersk	822.50		
921 Senergy	1762.50		
922 FraTech	1762.50		
923 Sand Monitoring	1762.50		
924 Merpro	1762.50		
925 Schlumberger	1762.50		
926 Clampon	528.75		
927 Corex	1762.50		
928 licor	1762.50		
929 Weatherford	2350.00		
930 Weatherford	3525.00		
931 Salym	499.38		
932 Multi-Chem	2173.75		CC
933 Wintershall	998.76		
934 Helix	1762.50		
935 Helix	2291.25		
936 Helix	616.88	18.03.08	BACS
937			
938			
939			
940			
941			
942			
943			
944			
945			
946			
947			
948			

949				
950				
951				
952				
953				
954 Caledus Ltd	293.75			
955				
956				
957				
958 IDEAS Engineering	293.75			
959				
960				
961				
962				
963				
964				
965				
966				
967				
968				
969				
970				
971				
972				
973				
974				
975 Welltec	2200.00	19-Aug-09	ITL	
976				
977				
978				
979				
980				
981				
982				
983				

984				
985				
986				
987				
988				
989				
990				
991				
992 Baker Hughes	385.00			
993				
994				
995 Welltec	385.00			
996				
997				
998				
999				
1000				
1001				
1002				
1003 Accenture	9270.83	10-Sep-09		BACS
1004				
1005				
1006				
1007				
1008				
1009				
1010				
1011				
1012				
1013				
1014				
1015 Geoprober	1410.00	29-Jul-09		BACS
1016				
1017				
1018				

1019				
1020				
1021				
1022				
1023				
1024				
1025				
1026				
1027				
1028				
1029				
1030 ASEP	1175.00			
1031				
1032				
1033				
1034 Shell	805.00	21-Apr-09	BACS	
1035 Schlumberger	805.00	25-Nov-09	BACS	
1036 Futuretec	287.50	15-May-09	BACS	
1037 Peak Well	287.50	21-Apr-09	BACS	
1038 Thales	287.50	22-May-09	HR40	
1039 Spectra-Map	287.50	22-May-09	HR40	
1040 Tracero Reservoir	287.50			
1041 GeoKey	287.50	05-May-09	BACS	
1042 Omega Data	287.50	09-Jun-09	BACS	
1043 Red Spider	287.50	14-Jul-09	BACS	
1044 Brinker	287.50	14-Jul-09	HR43	
1045 Hydrafact	287.50	24-Apr-09	BACS	
1046 GE Aviation	287.50	23-Apr-09	BACS	
1047 Wireless Fibre	287.50	02-Dec-09	HR46	
1048 SGS	287.50	27-May-09	BACS	
1049 University of Edinburgh	287.50	05-May-09	BACS	
1050 Tech 27	287.50	22-May-09	HR39	
1051 Caledyne	287.50			
1052 OMT	287.50		Credited	
1053 Pipeline Engineering	287.50			

1054 Geoproper	287.50	11-May-09	BACS
1055 Ikon Science	287.50		
1056 Opus Maxim	287.50	27-May-09	BACS
1057 Stingray	287.50	30-Apr	BACS
1058 Emerson Process	287.50	20-Apr-09	Credit Card
1059 Fotech	287.50	20-Apr-09	BACS
1060 Read Well	287.50	04-Jan-10	BACS
1061 BP	230.00	17-Jul-09	BACS
1062 Shell	230.00	30-Jun-09	BACS
1063 Cairn Energy	690.00	05-Aug-09	BACS
1064 Tam International	575.00	25-Jun-09	HR42
1065 Tesco	287.50		
1066 Chevron	287.50	15-Jun-09	BACS
1067 University of Edinburgh	287.50	19-Jun-09	BACS
1068 Weatherford	1150.00	14-Aug-09	BACS
1069 Kongsberg	1035.00	25-Jun-09	HR42
1070 Baker Hughes	345.00		Cancelled
1071 Welltec	592.25	07-Aug-09	BACS
1072 Schlumberger	419.75	24-Nov-09	BACS
1073 Omega Data	805.00	29-Jul-09	BACS
1074 BP	345.00	22-Jul-09	BACS
1075 Interact	805.00	09-Oct-09	BACS
1076 Qserv	287.50	07-Sep-09	HR44
1077 SPD	431.25	07-Jul-09	BACS
1078 Rosen Europe	1265.00		
1079 EV Offshore	1265.00		
1080 Omega Data	3392.50	11-Sep-09	BACS
1081 Peak Well	1265.00	22-Oct-09	BACS
1082 Red Spider	1265.00	09-Oct-09	HR45
1083 Welltonic Limited	2530.00		Credit Card
1084 Baker Hughes	2530.00	14-Aug-09	ITL
1085 Expro	1265.00	Cancelled	
1086 Qserv	2553.00	09-Oct-09	HR45
1087 BJ Services	2553.00	07-Aug	BACS
1088 Eztec Ltd	1265.00	07-Sep-09	HR44

1089 Welltec	2553.00		
1090 Expro	126.50		
1091 Tecwel AS	3530.50	09-Sep-09	BACS
1092 Marathon	575.00	16-Oct-09	BACS
1093 Tenaris	1265.00	08-Sep-09	ITL
1094 Schlumberger	2553.00	19-Oct-09	BACS
1095 Global Tubing	1265.00	07-Sep-09	Online
1096 Weatherford	2553.00	30-Oct-09	BACS
1097 Tenaris	Cancelled	Cancelled	Cancelled
1098 Schlumberger	3450.00	19-Oct-09	BACS
1099 Champion Technologies	805.00	25-Sep-09	BACS
1100 Brinker	1265.00	02-Dec-09	HR46
1101 I-Tec	2553.00	15-Dec-09	ITL
1102 TCO AS	1380.00	21-Oct-09	ITL
1103 TCO AS	632.50	21-Oct-09	ITL
1104 Marketec	1265.00	02-Dec-09	Invoices
1105 Read Well Services	1380.00	18-Dec-09	BACS
1106 Aker Well Services	2553.00	17-Nov-09	ITL
1107 Senergy	690.00	17-Nov-09	BACS
1108 BP	690.00		
1108 ICoTA	1766.40	03-Feb-10	HR 47
1109 Chevron	2300.00		
1110 ITF	1265.00	11-Dec-09	BACS
1111 Cairn Energy	1150.00	28-Sep-09	BACS
1112 BP	5865.00	02-Dec-09	BACS
1113 Tenaris	575.00		
1114 Thinjack(Industrial Solutions)	1265.00	19-Nov-09	BACS
1115 FraTech	1276.50	02-Dec-09	HR46
1115 Island Offshore	2553.00	01-Dec-09	BACS
1116 Welltonic Limited	940.00	20-Jan-10	BACS £20 short
1116 Senergy	2300.00	30-Dec-09	BACS
1117 Clampon	1276.50	29-Dec-09	BACS
1117 Oilenco	1265.00	14-Dec-09	BACS
1118 Weatherford	2426.50	12-Feb-10	BACS
1119 Merpro	646.25	18-Mar-10	HR 48

1120	No Invoice			
1121	Baker Hughes	1276.50	15-Feb-10	ITL
1122	Zenith	646.25	26-Feb-10	BACS
1123	ENI	655.80	16th Feb	ITL
1124	Perence UK	546.25	21-Dec-09	BACS
1125	Schlumberger	805.00		
1126	NOV Hydrarig	10534.00	26-Nov-09	BACS
1127	BJ Services	1523.75	16-Nov-09	BACS
1128	BP	546.26	24-Dec-09	BACS
1129	Schlumberger	323.13	09-Mar-10	BACS
1130	Woodside Energy	333.50		
1131	Zenith	3576.50	22-Jan-10	BACS
1132	RMS Pumptools	2420.75	11-Jan-10	BACS
1133	Weatherford	2420.75	20-Jan-10	BACS
1134	Zeitecs	1270.75	05-Feb-10	ITL
1135	BIW	1385.75		Online
1136	Baker Hughes	3889.25		Paid
1137	Schlumberger	3889.25	09-Mar-10	BACS
1138	SPT Group	1415.88	16-Feb-10	BACS
1139	PTC	1415.88	22-Feb-10	BACS
1140	No invoice			
1141	Tecwel AS	805.00	31-Dec-09	BACS
1142	Senergy	2346.00	18-Jan-10	BACS
1143	JSC novomet-Perm	3043.25	09-Feb-10	ITL
1144	SPT Group Ltd	452.38	26-Feb-10	BACS
1145	Nautilus	293.75	01-Mar-10	BACS
1146	Perenco	558.13	17-Feb-10	BACS
1147	Baker Hughes	4976.13		
1148	Perenco	558.13	17-Feb-10	BACS
1149	Seawell	822.50	01-Mar-10	BACS
1150	RGU	293.75	29-Mar-10	BACS
1151	Schlumberger	822.50	23-Apr-10	BACS
1152	Schlumberger	2596.75	01-Apr-10	ITL
1153	RGU	176.25	29-Mar-10	BACS
1154	Now Training	276.13	22-Jun-10	BACS

1155 Wood Group	276.13	15-Jul	BACS
1156 Romgaz SA	1674.38	12-Mar-10	ITL
1157 GDF Suez	558.13		
1158 Baker Hughes	1562.75		
1159 Now Training	20.00	22-Jun-10	BACS
1160 Kingdom Drilling	822.50		
1161 BP	690.00	09-Jun-10	BACS
1162 i-TEC	2585.00	29-Oct-10	ITL
1163 Omega	3466.25	27-Jul-10	BACS
1164 Omega	1410.00	16-Jul-10	BACS
1165 NOV Hydrarig	9458.75	23-Aug-10	
1166			
1167 Petrowell	2585.00		
1168 Senergy	705.00	28-Jul-10	BACS
1169 Marine Subsea	2585.00	26-Aug-10	BACS
1170 Expro	1410.00	30-Sep-10	BACS
1171 Eztec	1410.00	Paid by Credit Card	
1172 Read Well	2585.00	07-Oct-10	BACS
1173 Intervention Rentals	2585.00	Cancelled	
1174 Hunting Welltonic	2585.00	10-Sep-10	BACS
1175 TCO AS	1410.00		
1176 Western Well Tool	1410.00	29-Jul-10	BACS
1177 Baker Hughes	3877.50	12-Aug-10	ITL
1178 Wellbore Interventions	1410.00	29-Jul	BACS
1179 Welltec	2585.00	05-Oct-10	ITL
1180 Seawell	5170.00		
1181 ITF	1762.50	06-Sep-10	BACS
1182 Marketec	1410.00		
1183 Red Spider	1410.00	16-Sep-10	BACS
1184 Qserv	3877.50		
1185 Tam Inernational	528.75	04-Oct-10	HR 65
1186 Wellbore Interventions	528.75	04-Aug-10	BACS
1187 PESGB	587.50	05-Oct-10	BACS
1188 AFES	587.50		
1189 GE Oil & Gas	822.50		

1190 Halliburton	587.50		
1191 Welltec	998.75	04-Nov-10	BACS
1192 EV Offshore	1410.00		
1193 Rosen Offshore	1410.00	02-Sep-10	BACS
1194 Schlumberger	346.63	14-Sep-10	BACS
1195 Viper Subsea	346.63		
1196 WFS Technologies	346.63		
1197 Mosarric Services	346.63		
1198 Innospection Limited	346.63		
1199			
1200 A2E Limited	346.63		
1201 Senergy Oil & Gas	346.63		
1202 Stingray Geophysical	346.63	02-Sep-10	BACS
1203 Downhole Fluid Solutions	346.63	14-Sep-10	BACS
1204 Online Electronics	346.63		
1205 Weatherford	2585.00	22-Oct-10	BACS
1206 SUPA	346.63	11-Oct-10	BACS
1207 Hydrafact	346.63	16-Sep-10	BACS
1208 NOV Hydrarig	1527.50		
1209 Tenaris	940.00		
1210 BPP Technical	346.63		
1211 Spectra Map	346.63		
1212 Sudelac	346.63	04-Oct-10	HR65
1213 RGU	346.63		
1214			
1215 Weatherford	346.63		
1216 Inktun Europe	346.63	21-Sep-10	BACS
1217 Arnlea Systems	346.63	12-Oct-10	ITL
1218 Read Well Services	822.50	22-Oct-10	BACS
1219 Intervention Rentals	1410.00		
1220 PTC	346.63	27-Sep-10	BACS
1221 Terrington Data Mgmt	346.63		
1222 Raytheon Company	346.63		
1223 Omega Completions	346.63	20-Sep-10	BACS
1224 Halliburton	346.63		

1225	Edinburgh Uni	346.63		
1226	Sandvik Riser Tech	1410.00		
1227	Global Tubing	822.50		
1228	Sandvik Riser Tech	528.75	26-Oct-10	ITL
1229	Perenco	605.13		
1230	EV Offshore	940.00	Cancelled	
1231				
1232	Gusto Projects	452.38	09-Nov-10	ITL
1233	i-Tec	452.38	29-Oct-10	ITL
1234	RWE Dea	904.76	12-Nov-10	ITL
1235	ITF	587.50		
1236	Hunting Welltonic	1809.50		
1237	Welltec	2232.50	10-Nov-10	BACS

### Unpaid Invoices as at 16th November 2010

Invoice Date				
05-Apr-06	853	Chevron	800.00	
01-Nov-07	885	Chevron	2350.00	
16-May-08	954	Caledus	293.75	
16-May-08	958	IDEAS Engineering	293.75	
15-Sep-08	992	Baker Hughes	385.00	
16-Sep-08	995	Welltec	385.00	
18-Nov-08	1030	ASEP	1175.00	
05-May-09	1040	Tracerco Reservoir	287.50	
14-Mar-09	1051	Caledyne	287.50	
14-Apr-09	1053	Pipeline Engineering	287.50	
21-Apr-09	1055	Ikon Science	287.50	
22-May-09	1065	Tesco	287.50	
07-Jun-09	1078	Rosen Europe	1,265.00	ICoTA
07-Jun-09	1079	EV Offshore	1,265.00	ICoTA
31-Jul-09	1089	Welltec	2,553.00	ICoTA
03-Aug-09	1090	Expro	126.50	ICoTA
21-Oct-09	1108	BP	690.00	ICoTA
21-Oct-09	1109	Chevron	2300.00	ICoTA
29-Oct-09	1113	Tenaris	575.00	ICoTA
31-Dec-09	1125	Schlumberger	805.00	
24-Jun-09	1130	Woodside Energy	333.50	
10-Feb-10	1147	Baker Hughes	4976.13	
03-Mar-10	1157	GDF Suez	558.13	
08-Mar-10	1158	Baker Hughes	1562.75	
04-May-10	1160	Kingdom Drilling	822.50	
07-Jul-10	1166	Tenaris	1410.00	***
07-Jul-10	1167	Petrowell	2585.00	
14-Jul-10	1175	TCO AS	1410.00	
14-Jul-10	1180	Seawell	5170.00	
14-Jul-10	1182	Marketec	1410.00	
14-Jul-10	1184	Qserv	3877.50	
30-Jul-10	1188	AFES	587.50	
11-Aug-10	1189	GE Oil & Gas	822.50	
16-Aug-10	1190	Halliburton	587.50	
16-Aug-10	1192	EV Offshore	1410.00	
18-Aug-10	1195	Viper Subsea	346.63	
18-Aug-10	1196	WFS Technologies	346.63	
18-Aug-10	1197	Mosarric Services	346.63	
18-Aug-10	1198	Innospection Ltd	346.63	
	1199			
18-Aug-10	1200	A2E Ltd	346.63	
18-Aug-10	1201	Senergy Oil & Gas	346.63	
19-Aug-10	1204	Online Electronics	346.63	
21-Aug-10	1208	NOV Hydrarig	1527.50	
21-Aug-10	1209	Tenaris	940.00	
23-Aug-10	1210	BPP Technical	346.63	
28-Aug-10	1211	Spectra Map	346.63	
27-Aug-10	1213	RGU	346.63	
	1214			
06-Sep-10	1215	Weatherford	346.63	
07-Sep-10	1219	Intervention Rentals	1410.00	

09-Sep-10	1221	Terrington Data Mgmt	346.63
10-Sep-10	1222	Raytheon Company	346.63
14-Sep-10	1224	Halliburton	346.63
14-Sep-10	1225	Edinburgh Uni	346.63
15-Sep-10	1226	Sandvik Riser Tech	1410.00
15-Sep-10	1227	Global Tubing	822.50
29-Sep-10	1229	Perenco	605.13
	1231		
19-Oct-10	1235	ITF	587.50
19-Oct-10	1236	Hunting Welltonic	1809.50

58534.09

**Another Perspective**

12-Nov-09	AP 09/02	Senergy	400.00
07-Sep-10	AP 10/02	Delmar	500.00